VI1
1:50

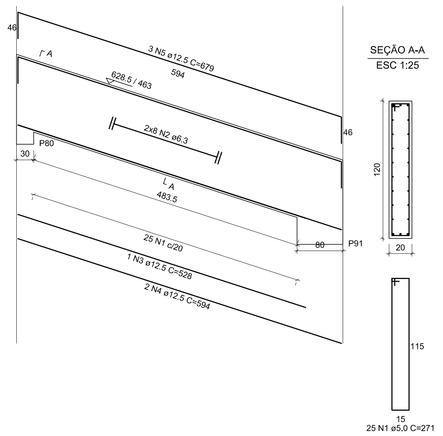

VI2
1:50

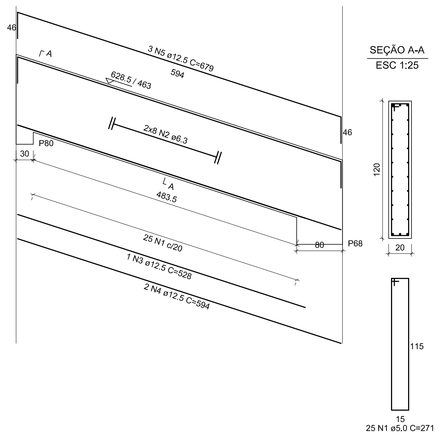

VI3
1:50

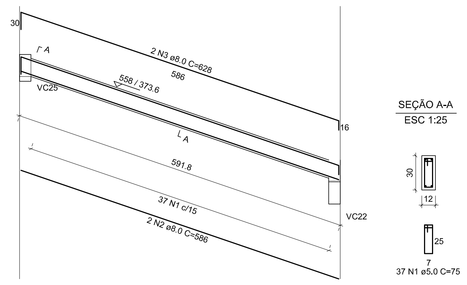

VI4
1:50

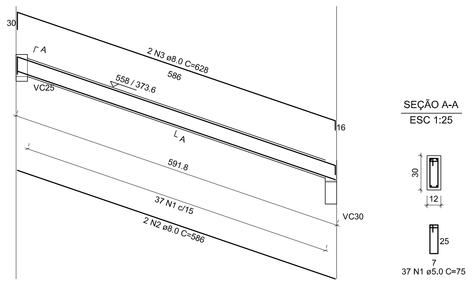

VI5
1:50

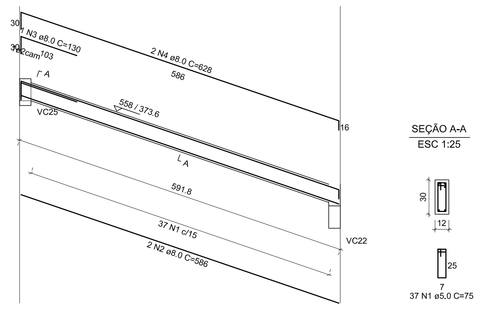

VI6
1:50

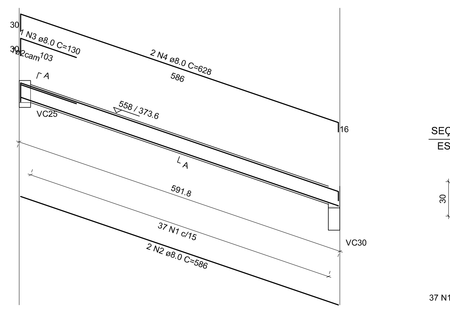

VI7
1:50

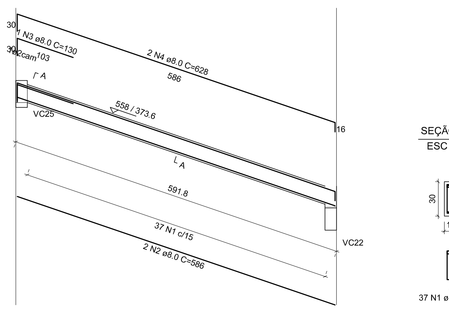

VI8
1:50

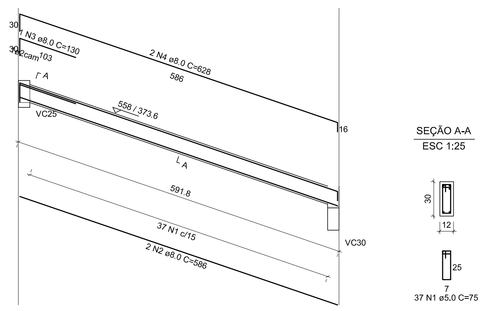

VI9
1:50

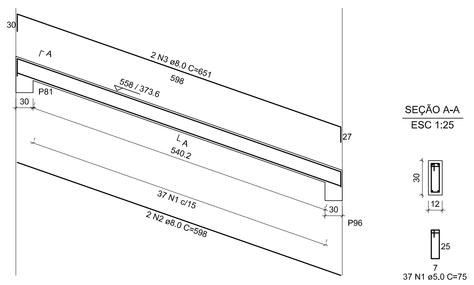

VI10
1:50

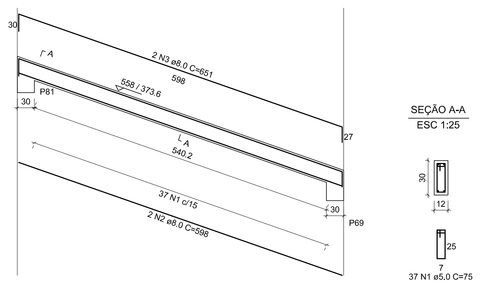

VI11
1:50

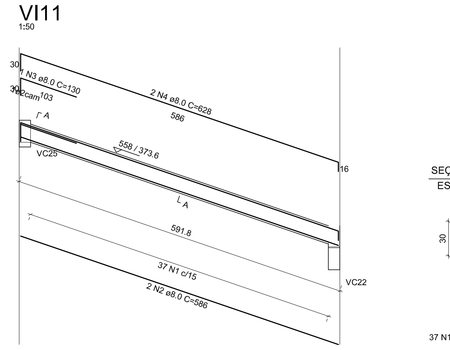

VI12
1:50

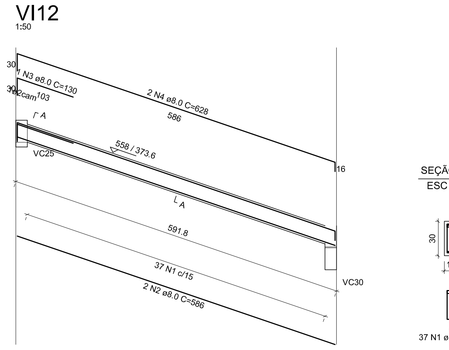

VI13
1:50

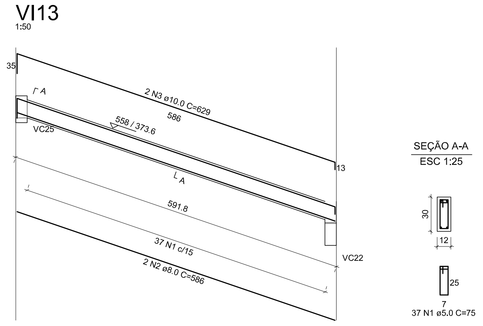

VI14
1:50

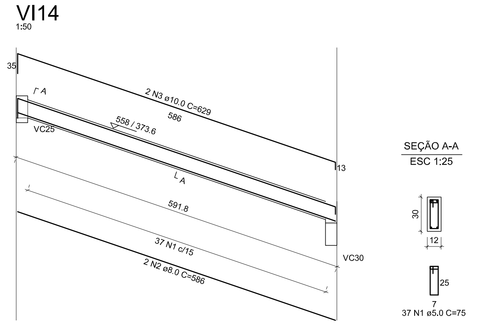

VI15
1:50

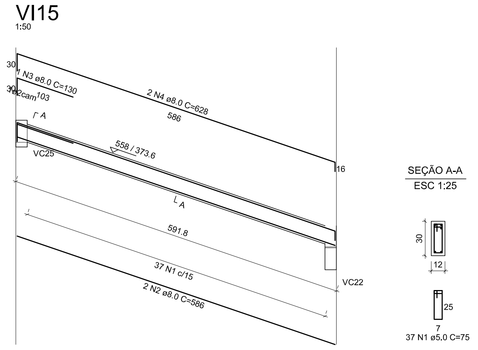

VI16
1:50

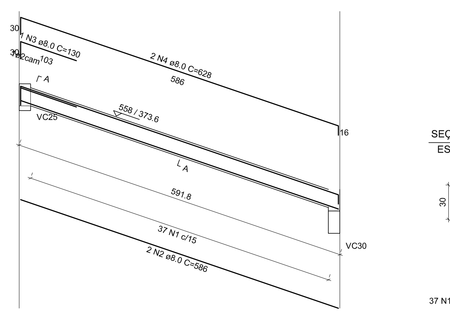

VI17
1:50

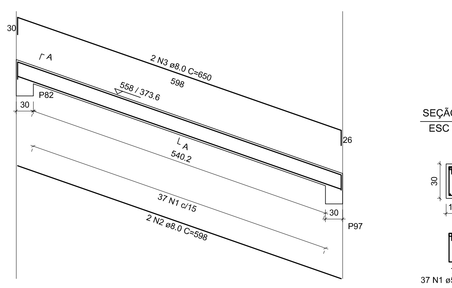

VI18
1:50

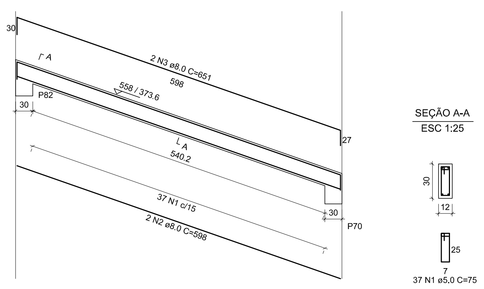

VI19
1:50

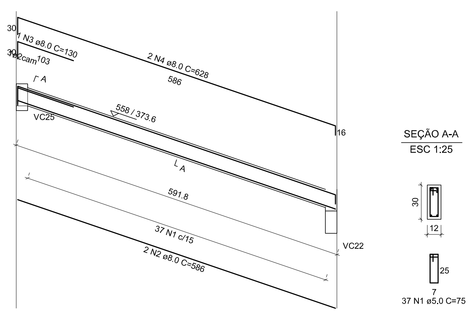

VI20
1:50

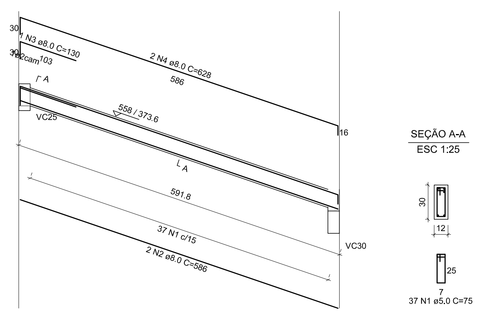

VI21
1:50

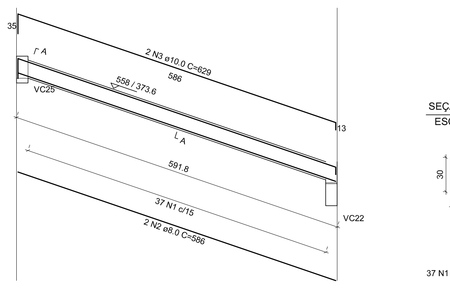

VI22
1:50

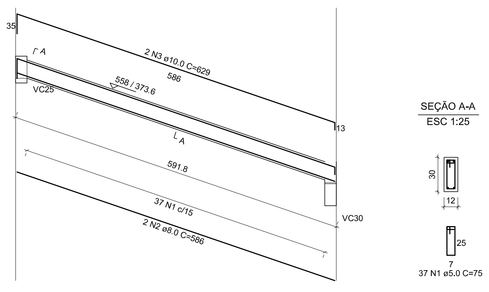

VI23
1:50

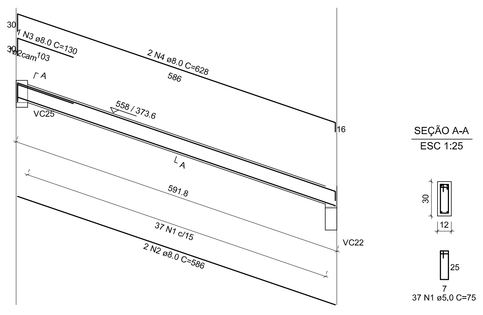

VI24
1:50

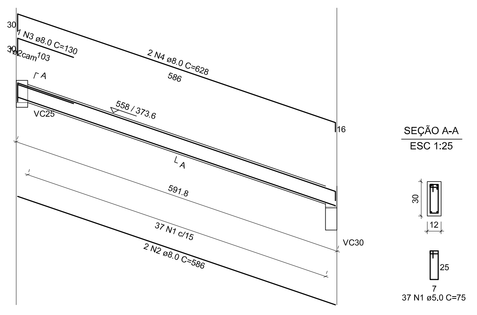

VI25
1:50

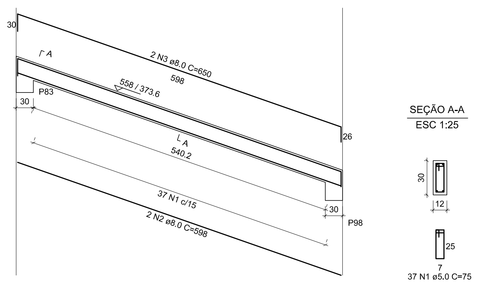

VI26
1:50

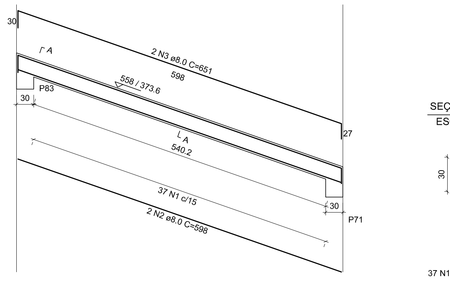

VI27
1:50

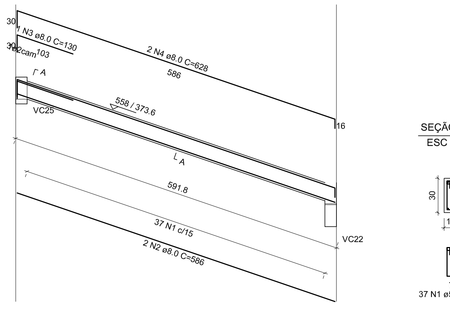

VI28
1:50

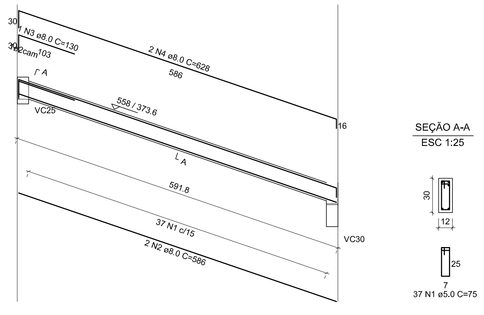

VI29
1:50

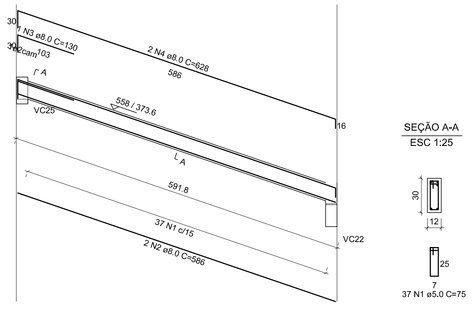

VI30
1:50

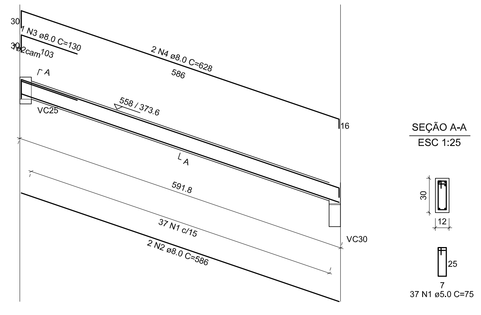

RELAÇÃO DO AÇO

ELEMENTO	AÇÃO	N	DIAM	Q	UNIT (cm)	C.TOTAL (cm)
VI1	60	1	5.0	25	271	6775
	50	2	6.3	16	corr	7744
	50	3	12.5	1	528	528
	50	4	12.5	2	594	1188
	50	5	12.5	3	679	2037
VI2	60	1	5.0	25	271	6775
	50	2	6.3	16	corr	7744
	50	3	12.5	1	528	528
	50	4	12.5	2	594	1188
	50	5	12.5	3	679	2037
VI3	60	1	5.0	37	75	2775
	50	2	8.0	2	586	1172
	50	3	8.0	2	628	1256
VI4	60	1	5.0	37	75	2775
	50	2	8.0	2	586	1172
	50	3	8.0	2	628	1256
VI5	60	1	5.0	37	75	2775
	50	2	8.0	2	586	1172
	50	3	8.0	1	130	130
	50	4	8.0	2	628	1256
VI6	60	1	5.0	37	75	2775
	50	2	8.0	2	586	1172
	50	3	8.0	1	130	130
	50	4	8.0	2	628	1256
VI7	60	1	5.0	37	75	2775
	50	2	8.0	2	586	1172
	50	3	8.0	1	130	130
	50	4	8.0	2	628	1256
VI8	60	1	5.0	37	75	2775
	50	2	8.0	2	586	1172
	50	3	8.0	1	130	130
	50	4	8.0	2	628	1256
VI9	60	1	5.0	37	75	2775
	50	2	8.0	2	598	1196
	50	3	8.0	2	651	1302
VI10	60	1	5.0	37	75	2775
	50	2	8.0	2	598	1196
	50	3	8.0	2	651	1302
VI11	60	1	5.0	37	75	2775
	50	2	8.0	2	586	1172
	50	3	8.0	1	130	130
	50	4	8.0	2	628	1256
VI12	60	1	5.0	37	75	2775
	50	2	8.0	2	586	1172
	50	3	8.0	1	130	130
	50	4	8.0	2	628	1256
VI13	60	1	5.0	37	75	2775
	50	2	8.0	2	586	1172
	50	3	10.0	2	629	1258
VI14	60	1	5.0	37	75	2775
	50	2	8.0	2	586	1172
	50	3	10.0	2	629	1258
VI15	60	1	5.0	37	75	2775
	50	2	8.0	2	586	1172
	50	3	8.0	1	130	130
	50	4	8.0	2	628	1256
VI16	60	1	5.0	37	75	2775
	50	2	8.0	2	586	1172
	50	3	8.0	1	130	130
	50	4	8.0	2	628	1256
VI17	60	1	5.0	37	75	2775
	50	2	8.0	2	586	1172
	50	3	8.0	1	130	130
	50	4	8.0	2	628	1256
VI18	60	1	5.0	37	75	2775
	50	2	8.0	2	586	1172
	50	3	10.0	2	629	1258
VI19	60	1	5.0	37	75	2775
	50	2	8.0	2	586	1172
	50	3	8.0	1	130	130
	50	4	8.0	2	628	1256
VI20	60	1	5.0	37	75	2775
	50	2	8.0	2	586	1172
	50	3	8.0	1	130	130
	50	4	8.0	2	628	1256
VI21	60	1	5.0	37	75	2775
	50	2	8.0	2	586	1172
	50	3	8.0	1	130	130
	50	4	8.0	2	628	1256
VI22	60	1	5.0	37	75	2775
	50	2	8.0	2	586	1172
	50	3	10.0	2	629	1258
VI23	60	1	5.0	37	75	2775
	50	2	8.0	2	586	1172
	50	3	8.0	1	130	130
	50	4	8.0	2	628	1256
VI24	60	1	5.0	37	75	2775
	50	2	8.0	2	586	1172
	50	3	8.0	1	130	130
	50	4	8.0	2	628	1256
VI25	60	1	5.0	37	75	2775
	50	2	8.0	2	586	1172
	50	3	8.0	1	130	130
	50	4	8.0	2	628	1256
VI26	60	1	5.0	37	75	2775
	50	2	8.0	2	598	1196
	50	3	8.0	2	651	1302
VI27	60	1	5.0	37	75	2775
	50	2	8.0	2	586	1172
	50	3	8.0	1	130	130
	50	4	8.0	2	628	1256
VI28	60	1	5.0	37	75	2775
	50	2	8.0	2	586	1172
	50	3	8.0	1	130	130
	50	4	8.0	2	628	1256
VI29	60	1	5.0	37	75	2775
	50	2	8.0	2	586	1172
	50	3	8.0	1	130	130
	50	4	8.0	2	628	1256
VI30	60	1	5.0	37	75	2775
	50	2	8.0	2	586	1172
	50	3	8.0	1	130	130
	50	4	8.0	2	628	1256

RESUMO DO AÇO

AÇÃO	DIAM	C.TOTAL (m)	PESO+10% (kg)
CA50	6.3	154.9	41,8
	8.0	781.0	349,7
	10.0	50.3	34,1
	12.5	75.1	79,6
CA60	5.0	917.9	155,5
PESO TOTAL			
CA50	505,2		
CA60	155,5		

Vol. de concreto total = 9,26 m³
Área de forma total = 159,3 m²

BALANÇO DAS VIGAS

ELEMENTO	AÇÃO	N	DIAM	Q	UNIT (cm)	C.TOTAL (cm)
Balanço	50	101	8.0	56	151	8456
das Vigas	50	102	8.0	56	75	4200

NOTAS – PROJETO DE ESTRUTURAS/FUNDAÇÕES

01 - QUALQUER MODIFICAÇÃO DO PROJETO DEVE SER FEITA MEDIANTE AVALIAÇÃO DOS AUTORES DO PROJETO;

02 - TODOS AS DIMENSÕES EM cm, SALVO REFERÊNCIA EM PLANTA;

03 - CONCRETO Fck>25 MPa PARA BLOCOS DE COROAMENTO, VIGAS, PILARES E LAJES;

04 - Fck = 20 MPa PARA AS FUNDAÇÕES;

05 - DEVE-SE FAZER CONTROLE TECNOLÓGICO DO CONCRETO UTILIZADO;

06 - RECOBRIMENTO DAS ARMADURAS:
PILARES = 2.5cm
VIGAS = 2.5cm
LAJES = 2.0cm
BLOCOS = 3 cm
ESTACAS = 4 cm

07 - AÇOS: CA-50 e CA-60;

08 - JUNTA DE DILATAÇÃO PREENCHIDA COM SELANTE À BASE DE POLIURETANO EXPANSÍVEL

ESCALA DE PLOTAGEM 1:0.1

COD./COR	PENA	Esp.
1.	7	0,13
2.	7	0,20
3.	7	0,30
4.	7	0,35
5.	7	0,40
6.	7	0,50
7.	7	0,15
8.	8	0,20
9.	9	0,30
10.	10	0,40
11.	252	0,30
22.	7	0,25
31.	7	0,10
32.	7	0,20
51.	7	0,25
52.	7	0,25
61.	252	0,20
62.	7	0,30
63.	7	0,20
110.	7	0,15
151.	7	0,15
152.	7	0,20
158.	7	0,25
162.	7	0,25

Ministério da Educação

FNDE Fundo Nacional de Desenvolvimento da Educação

PROINFÂNCIA – ESPAÇO EDUCATIVO INFANTIL

ENDEREÇO:

MUNICÍPIO – UF:

PROPRIETÁRIO: FUNDO NACIONAL DE DESENVOLVIMENTO DA EDUCAÇÃO - FNDE

AUTORES DO PROJETO : RICARDO FIUZA LIMA - CREA:12.848/D-DF
GLAUCYO DE OLIVEIRA SANTOS - CREA:8.188/TD-MG

RESPONSÁVEL TÉCNICO:

PROPRIETÁRIO

AUTOR DO PROJETO — CREA-AP-1-CREA/XX

AUTOR DO PROJETO — CREA-AP-2-CREA/XX

RESP. TÉCNICO — CREA

DLFO

CREA

RA

PROJETO TIPO B

PROJETO ESTRUTURAL

COORDENAÇÃO
CGEST - Coordenação Geral de Infraestrutura

VIGAS COBERTURA - PRANCHA 4

ES

DESENHO

REVISÃO R.01 JUL/2008

ESCALA INDICADA

DATA EMISSÃO 13/03/2008

PRANCHA 14/28